



District Report Card: 2017


State: Chhattisgarh	District: Jashpur
Class: 3	Subject: Language
Schools: 58	Students: 853


Participation/Coverage


Students

<div>GENDER</div> <div></div>	Boys		Girls	
	Number	%	Number	%
	422	49.47	431	50.53

<div>AREA</div> <div></div>	Rural		Urban	
	Number	%	Number	%
	825	96.72	28	3.28

<div>CATEGORY</div> <div></div>	SC		ST		OBC		GEN	
	Number	%	Number	%	Number	%	Number	%
	52	6.10	636	74.56	159	18.64	6	0.70

<div>CWSN</div> <div></div>	LD	VI	HI	S&LD	ID	Oth
	4	1	0	5	3	0

<div>Management</div> <div></div>	Government		Government-aided	
	Number	%	Number	%
	531	62.25	322	37.75

Average Performance of Students in Language (%)

Overall	Gender		Area		Management		Social Group			
	Male	Female	Rural	Urban	Govt.	Aided	SC	ST	OBC	GEN
67.46	68.45	66.48	66.99	81.19	68.04	66.50	72.95	66.43	68.81	93.33

Performance on Learning Outcomes (LOs)

Learning Outcomes	Description	Average Performance(%)
L304	Reads small texts with comprehension i.e., identifies main ideas, details, sequence and draws conclusions	67.60
L312	Reads printed scripts on the classroom walls: poems, posters, charts etc.	67.17

Range of Performance of Students who Answered Correctly							
Below 30%		30% - 50%		50% - 75%		Above 75%	
Number	%	Number	%	Number	%	Number	%
69	8.09	123	14.42	296	34.70	365	42.79

Lowest Performing Learning Outcomes (LOs)

- 1 - Reads printed scripts on the classroom walls: poems, posters, charts etc. (67.17)
- 2 - Reads small texts with comprehension i.e., identifies main ideas, details, sequence and draws conclusions (67.60)